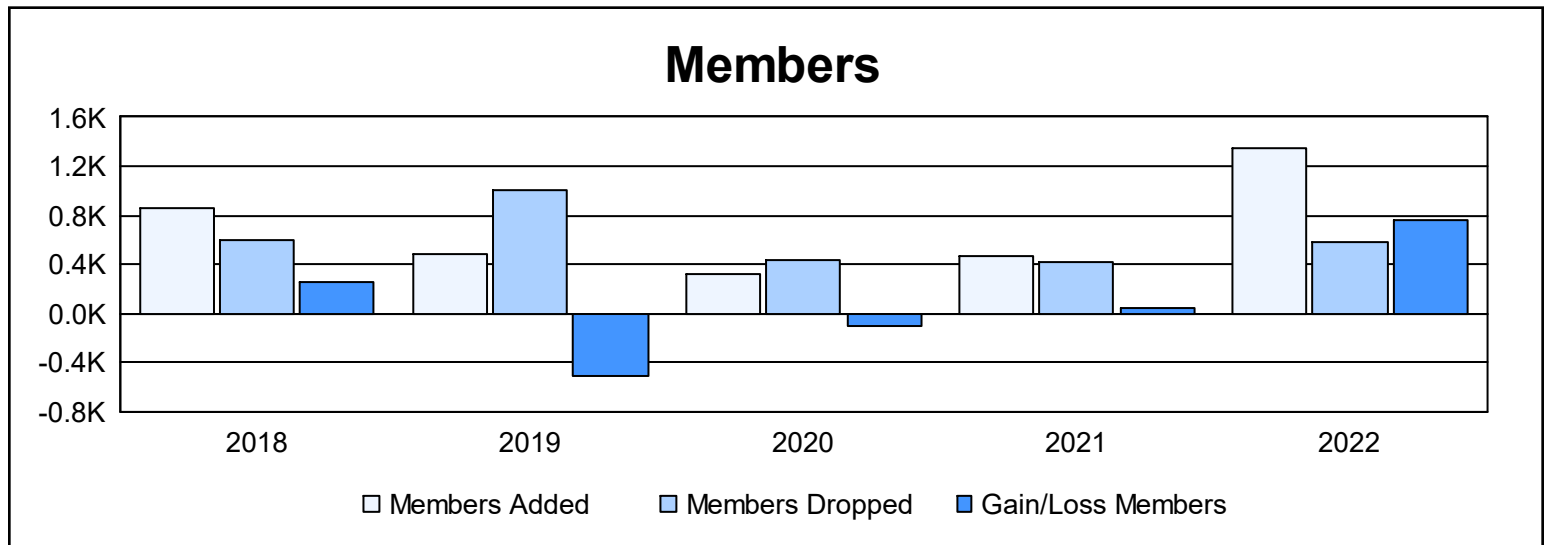
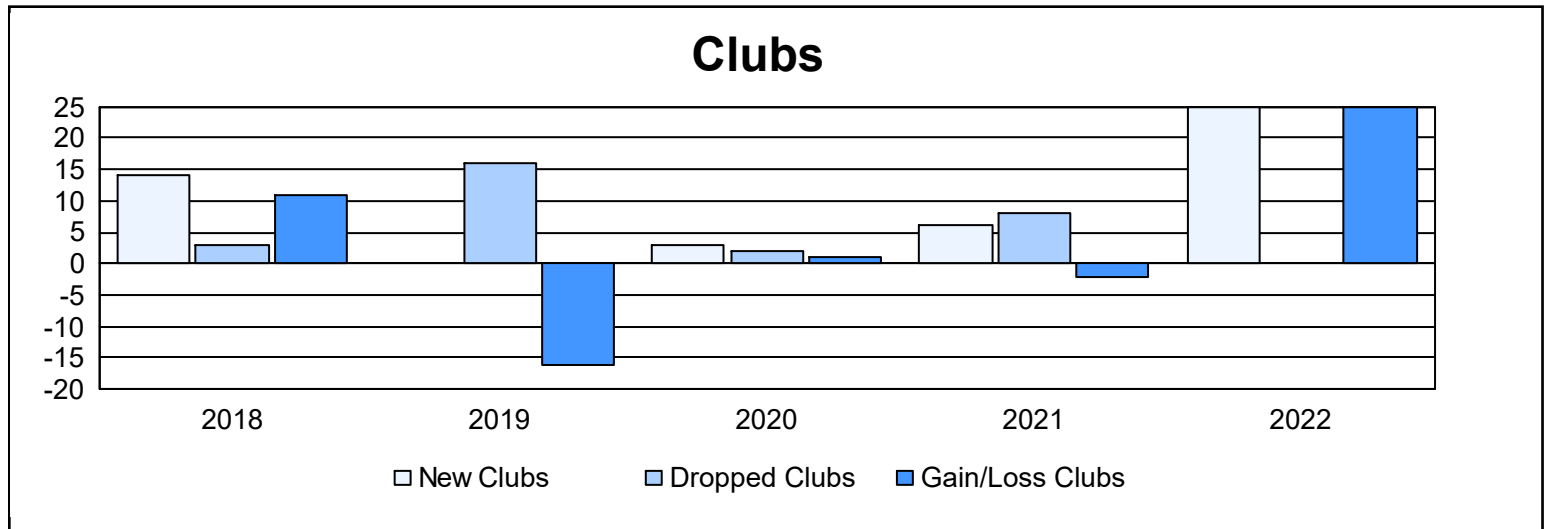
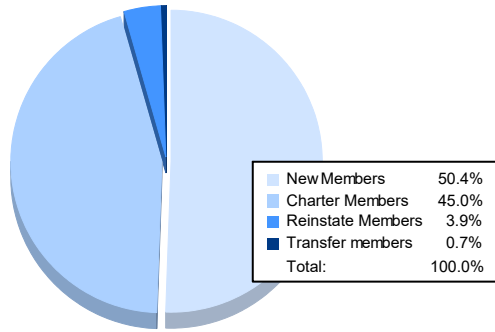


Year	New Clubs	Dropped Clubs	Gain/ Loss Clubs	New Members	Charter Members	Reinstate Members	Transfer Members	Total Member Added	Total Members Dropped	Gain/ Loss Members
2017-2018	14	3	11	450	347	31	24	852	597	255
2018-2019	0	16	-16	214	112	147	12	485	999	-514
2019-2020	3	2	1	212	80	33	3	328	429	-101
2020-2021	6	8	-2	265	154	33	10	462	425	37
2021-2022	25	0	25	683	609	53	9	1,354	588	766
<b>Average</b>	<b>10</b>	<b>6</b>	<b>4</b>	<b>365</b>	<b>260</b>	<b>59</b>	<b>12</b>	<b>696</b>	<b>608</b>	<b>89</b>



### Membership Composition June 2022 Cumulative



### Gender Composition June 2022 Cumulative

